



Dianna Spieker  
Tom Green County Treasurer

FY 2025 Monthly Report  
October 2024

THE STATE OF TEXAS ()  
COUNTY OF TOM GREEN ()  
AFFIDAVIT ()

Pursuant to LGC 114.026, I, Dianna M Spieker, Tom Green County Treasurer, do hereby submit The Treasurers' Monthly Report. This report includes, but is not limited to, money received and disbursed; debts due to (if known) and owed by the county; and all other proceedings in the treasurer's office that pertain to the Financial Standing of Tom Green County. The Treasurer's Books and the Auditor's General Ledger agree. The Bank Statements have been reconciled; any adjustments have been noted, including any amount that has been identified as irreconcilable. Irreconcilable differences will be noted and carried in transit until such time as they have been identified and reconciled on the individual bank statements.


Pursuant to GC 2256.023, Internal Management Reports are reported quarterly.

*As a matter of internal accounting procedure, any interest earned that is posted by financial institutions to our accounts on the last business day of the month is not included in the combined statement of receipts and disbursements until the following month. Credit Card and E-filing funds are deposited to Clearing Accounts and reconciled monthly. Any funds not previously booked will be credited the following month. These amounts are disclosed in this report.*

*The total amount of deposits in custody as of the date of this report is the amount of deposits per the combined statement of receipts and disbursements listed on page 2.*

Therefore, Dianna Spieker, County Treasurer of Tom Green County, Texas, and Jennifer Englert, Chief Deputy Treasurer of Tom Green County, who are fully sworn, upon oath, state the attached report is true and correct to the best of their knowledge at the time of presentation to the court.

Filed with accompanying vouchers this, the 26<sup>th</sup> Day of November 2024.

  
Dianna Spieker, Treasurer, Tom Green County / Date

 11-20-24  
Jennifer Englert, Chief Deputy Treasurer TGC / Date

Commissioners Court, having reviewed the Treasurer's Report on this date, as presented, having taken reasonable steps to ensure its accuracy and based upon presentations of the Treasurer's Office, approve the report, subject to the county auditor's review and request that it be filed with the official minutes of this meeting. {LGC 114.026(c)}


In addition, the below signatures affirm that the Treasurer's Report complies with the statutes as referenced. {LGC 114.026(d)}


The affidavit must state the amount of the cash and other assets in the county treasurer's custody at the time of the examination. {LGC 114.026(d)} **\$61,667,673.90** Month Ending Balance

  
County Judge Lane Carter

  
Commissioner Ralph Hoelscher- Pct. #1

  
Commissioner Sammy Farmer- Pct. #2

  
Commissioner Rick Bacon - Pct. #3

  
Commissioner Shawn Nanny - Pct. #4

# *Treasurer's Monthly Report*

*Prepared by Dianna Spieker, Tom Green County Treasurer*

## **Section 1 – Fund Balances**

Summary of Funds

Page 1

Trial Balance for Cash Per Fund

Page 4

Trial Balance for Investments Per Fund

Page 21

## **Section 2 - Cash Flow**

Interest

Page 22

Bank Service Charge

Page 25

Credit Card and Efile Accounts

Page 26

## **Section 3 - Debt**

Bond Indebtedness

Page 27

## **Section 4 - Collateral**

First Financial Bank Collateral

Funds the Bank has pledged on behalf of Tom Green County, per the Bank Depository Bid.

Page 31

# Summary of Funds

## Short Codes for Bank Accounts

OPER – Operating Bank Account  
Bond – Debt Bank Account  
CAFÉ – Cafeteria 125 IRS Trust  
LPPF – Local Provider Participation Fund  
ZP CAFÉ – Zesch Pickett Cafeteria  
FORT – Forfeiture  
JUV – Juvenile State Funds  
CSCD – Adult State Funds  
PAYL – Payroll  
GRANT – Grant Funds  
WIRE – Wire Clearing Account

**Detailed by Type Monies Held by Treasurer Spieker  
October-24**

<u>Bank</u>					<u>LGIP</u>			
<u>Account</u>	<u>#</u>	<u>FUND</u>	<u>TOTAL</u>	<u>First Financial</u>	<u>LGIP Texas Class</u>	<u>Texpool/PRIME</u>	<u>CD's</u>	<u>Securities</u>
OPER	001	GENERAL	43,651,804.88	4,749,772.32	13,602,286.00	4,225,624.60	17,095,000.00	3,979,121.96
OPER	005	R&B #1&3	373,303.17	373,303.17				
OPER	006	R&B #2&4	587,695.23	587,695.23				
CAFÉ	009	CAFÉ' TRUST	55,932.73	55,932.73				
OPER	010	CO. LAW LIBR.	144,293.70	144,293.70				
ZP	011	ZP-CAFÉ	2,500.00	2,500.00				
OPER	012	JCTF	39,698.95	39,698.95				
OPER	013	DC TECH	68,826.49	68,826.49				
OPER	014	LANG ACCESS	30,459.04	30,459.04				
OPER	015	LIBR DONATE	569,612.39	569,612.39				
OPER	016	RECORDS MGT-DC	10,108.29	10,108.29				
OPER	018	CRTHSE SEC	82,072.03	82,072.03				
OPER	019	CC/RM	119,862.85	119,862.85				
OPER	021	CIP DONATE	16,051.42	16,051.42				
OPER	022	BATES	86,354.51	86,354.51				
OPER	023	DIST/COUNTY TECH	26,674.44	26,674.44				
OPER	024	SPEC COURT	52,943.40	52,943.40				
OPER	025	COURT FAC FEE FUND	106,889.99	106,889.99				
OPER	026	SPEC REV TRIALS	1,000,000.00	1,000,000.00				
GRANT	027	TCDP	5.00	5.00				
OPER	028	TRU/Pre Diversion	166,000.44	166,000.44				
OPER	029	CLERK OF THE COURT	59,644.80	59,644.80				
OPER	030	CC PRESERV	412,124.28	412,124.28				
OPER	031	CC	16,012.67	16,012.67				
OPER	032	CC ARCHIVE	390,378.38	390,378.38				
OPER	035	Child Abuse	1,229.02	1,229.02				
OPER	036	Third Crt of Appeals	989.60	989.60				
OPER	037	Justice Security	198,507.16	198,507.16				
OPER	038	WASTEWATER	390.00	390.00				
OPER	040	JUDICIAL ED & SUPPORT	6,656.89	6,656.89				
OPER	041	CA-Pretrial	185,335.53	185,335.53				
OPER	043	DA-Pretrial	122,558.01	122,558.01				
OPER	044	CRTRPTSV	81,460.58	81,460.58				
OPER	045	CO ATTY	3,100.83	3,100.83				
OPER	046	COUNTY JURY FUND	26,230.02	26,230.02				
OPER	047	JURY DONATE	0.00	0.00				
OPER	048	ELECT CNTRCT	129,047.15	129,047.15				
OPER	050	51ST D.A. ST	2,333.04	2,333.04				
OPER	051	LATERAL RDS	93,265.60	93,265.60				
FORT	052	51ST D.A.	588,245.45	588,245.45				

**Detailed by Type Monies Held by Treasurer Spieker  
October-24**

<b>Bank</b>				<b>LGIP</b>				
<b>Account</b>	<b>#</b>	<b>FUND</b>	<b>TOTAL</b>	<b>First Financial</b>	<b>LGIP Texas Class</b>	<b>Texpool/PRIME</b>	<b>CD's</b>	<b>Securities</b>
OPER	053	51ST DA OUTER CNTY	9,265.37	9,265.37				
LPPF	054	LPPF	88,207.25	88,207.25				
OPER	055	119TH DA ST	3,308.17	3,308.17				
OPER	056	STATE FEES-CIVIL	29,465.39	29,465.39				
FORT	058	119TH DA SPEC	16,594.17	16,594.17				
OPER	059	119TH DA OUTER CNTY	150,610.97	150,610.97				
CSCD	061	BIPP	1,755.65	1,755.65				
CSCD	062	AIC/CHAP PROGRAM	(118,785.41)	(118,785.41)				
CSCD	063	TAIP/CSC GRNT	75,210.02	75,210.02				
CSCD	064	D.T.P.	6,556.33	6,556.33				
CSCD	065	CSCD	2,447,802.56	2,447,802.56				
CSCD	066	CRTC	173,964.12	173,964.12				
CSCD	069	SUB. ABUSE	(34,313.34)	(34,313.34)				
OPER	071	ST & MPL FEES	15,569.99	15,569.99				
OPER	072	CCC	82,423.75	82,423.75				
OPER	073	GRAFFITI	671.41	671.41				
OPER	077	Unclaimed Property	32,303.27	32,303.27				
OPER	078	Bail Bond Board	753,000.00	0.00	353,000.00		400,000.00	
OPER	079	7th Region	0.00	0.00				
OPER	082	JUDICIAL-Dist/JP	50,288.94	50,288.94				
OPER	085	JUSTCT JP4 EQUIP	33,986.92	33,986.92				
BOND	089	2015 IS	420,510.23	420,510.23				
PAYL	095	PAYROLL	4,877.76	4,877.76				
OPER	097	LEOSE/Sheriff	27,877.06	27,877.06				
OPER	098	CRSFF	751.05	751.05				
OPER	100	CA LEOSE	1,271.32	1,271.32				
OPER	102	Const 1 LEOSE	6,277.13	6,277.13				
OPER	103	Const 2 LEOSE	10,741.66	10,741.66				
OPER	104	Const 3 LEOSE	4,521.50	4,521.50				
OPER	105	Const 4 LEOSE	3,832.92	3,832.92				
CSCD	109	TCOMI	30,722.60	30,722.60				
OPER	110	JDPF	53,053.95	53,053.95				
OPER	111	CJ EXCESS	22,502.61	22,502.61				
OPER	112	JUV Restitution	7,725.56	7,725.56				
OPER	114	Child Safety	41,098.32	41,098.32				
CSCD	116	CRTC-Female	727,845.60	727,845.60				
OPER	117	JUV Unclaimed Rest	5,588.15	5,588.15				
OPER	124	OPIOD	110,471.69	110,471.69				
PAYL	125	PAYL-Benefit	20.82	\$20.82				
CSCD	150	CCP	6,783.31	6,783.31				

Detailed by Type Monies Held by Treasurer Spieker

October-24

Bank								
Account	#	FUND	TOTAL	First Financial	LGIP Texas Class	LGIP Texpool/PRIME	CD's	Securities
CSCD	155	CCP	(10,444.90)	(10,444.90)				
CSCD	156	CCP	(28,970.32)	(28,970.32)				
CSCD	157	Pretrail Diversion	15,640.99	15,640.99				
FORT	401	Sheriff	192,390.72	192,390.72				
JUV	503	Com Cor/Reg	118,528.93	118,528.93				
JUV	504	IV-E Prog Reg	147,819.59	147,819.59				
JUV	508	PSJPO/REG/123	13,662.06	13,662.06				
JUV	509	PY INT/Reg	20,826.81	20,826.81				
JUV	517	IV-E Prog Int Coke	17,516.20	17,516.20				
JUV	541	Diversion TGC	1,778.00	1,778.00				
JUV	542	TJJD AWARD	17,758.84	17,758.84				
JUV	565	STATE AID REG	42,001.66	42,001.66				
JUV	566	STATE SAL REG	12,507.32	12,507.32				
JUV	575	STATE AID REG	223,614.20	223,614.20				
JUV	576	STATE SAL TGC	232,827.76	232,827.76				
JUV	577	DSA DETENTION	261,027.60	261,027.60				
JUV	582	TYC	40,101.58	40,101.58				
JUV	583	IV-E Program	1,151,935.39	1,151,935.39				
JUV	595	GRANT M	4,060.52	4,060.52				
JUV	596	GRANT S	12,185.60	12,185.60				
JUV	597	IV-E Prog Int TGC	88,381.67	88,381.67				
JUV	599	PY INTEREST	34,394.37	34,394.37				
OPER	600	Mandated	414,661.77	414,661.77				
OPER	613	DA Grants	(12,905.18)	(12,905.18)				
OPER	622	CV PUB DEF	(965,468.66)	(965,468.66)				
OPER	625	CA Grants	(5,584.71)	(5,584.71)				
OPER	631		1,949,650.19	1,949,650.19				
OPER	654	Sheriff Grants	(86,654.92)	(86,654.92)				
OPER	699	Misc Block Grants	3,951,474.09	744,598.59	3,206,875.50			
		<b>TOTAL</b>	<b>\$62,667,673.90</b>	<b>\$ 19,805,765.84</b>	<b>\$17,162,161.50</b>	<b>\$4,225,624.60</b>	<b>\$17,495,000.00</b>	<b>\$3,979,121.96</b>

0.00 Verify Balance Versus GL Net Zero \$ 62,667,673.90  
 11010 \$ 19,805,765.84  
 115\*\* \$ 42,861,908.06

# Trial Balance

Cash	11010
Securities	11512
Certificates of Deposits	11513
Discount on Securities	11514
Texas Class	11515
Texpool	11517
Texpool Prime	11518

**ACCOUNT SUMMARY TRIAL BALANCE FOR FY25/OCT TO OCT**

FUND 0001

ACCOUNT	ACCOUNT NAME	BEG. BALANCE	ORG	DEBITS	CREDITS	NET CHANGE	END BALANCE
0001	11010		0001				
	CASH	3,891,363.57		18,276,902.27	17,418,493.52	858,408.75	4,749,772.32
<b>TOTALS FOR FUND 0001</b>							
	GENERAL FUND	3,891,363.57		18,276,902.27	17,418,493.52	858,408.75	4,749,772.32
0005	ROAD & BRIDGE PRECINCT 1 & 3						
0005	11010		0005				
	CASH	618,262.74		65,015.20	309,974.77	-244,959.57	373,303.17
<b>TOTALS FOR FUND 0005</b>							
	ROAD & BRIDGE PRECINCT 1 & 3	618,262.74		65,015.20	309,974.77	-244,959.57	373,303.17
0006	ROAD & BRIDGE PRECINCT 2 & 4						
0006	11010		0006				
	CASH	778,350.56		58,874.14	249,529.47	-190,655.33	587,695.23
<b>TOTALS FOR FUND 0006</b>							
	ROAD & BRIDGE PRECINCT 2 & 4	778,350.56		58,874.14	249,529.47	-190,655.33	587,695.23
0009	CAFETERIA PLAN TRUST						
0009	11010		0009				
	CASH	52,251.37		4,345.99	664.63	3,681.36	55,932.73
<b>TOTALS FOR FUND 0009</b>							
	CAFETERIA PLAN TRUST	52,251.37		4,345.99	664.63	3,681.36	55,932.73
0010	COUNTY LAW LIBRARY						
0010	11010		0010				
	CASH	142,369.52		7,258.71	5,334.53	1,924.18	144,293.70
<b>TOTALS FOR FUND 0010</b>							
	COUNTY LAW LIBRARY	142,369.52		7,258.71	5,334.53	1,924.18	144,293.70
0011	CAFETERIA/ZP						
0011	11010		0011				
	CASH	2,500.00		664.63	664.63	.00	2,500.00
<b>TOTALS FOR FUND 0011</b>							
	CAFETERIA/ZP	2,500.00		664.63	664.63	.00	2,500.00
0012	JUSTICE COURT TECHNOLOGY						
0012	11010		0012				
	CASH	36,890.19		2,808.76	.00	2,808.76	39,698.95
<b>TOTALS FOR FUND 0012</b>							
	JUSTICE COURT TECHNOLOGY	36,890.19		2,808.76	.00	2,808.76	39,698.95
0013	DISTRICT CLERK TECHNOLOGY FUND						
0013	11010		0013				
	CASH	68,638.24		188.25	.00	188.25	68,826.49

5



**ACCOUNT SUMMARY TRIAL BALANCE FOR FY25/OCT TO OCT**

FUND 0014

ACCOUNT ACCOUNT NAME	BEG. BALANCE	ORG	DEBITS	CREDITS	NET CHANGE	END BALANCE
TOTALS FOR FUND 0013						
DISTRICT CLERK TECHNOLOGY FUND	68,638.24		188.25	.00	188.25	68,826.49
0014 LANGUAGE ACCESS FUND						
0014 11010		0014				
CASH	29,134.40		1,324.64	.00	1,324.64	30,459.04
TOTALS FOR FUND 0014						
LANGUAGE ACCESS FUND	29,134.40		1,324.64	.00	1,324.64	30,459.04
0015 LIBRARY DONATIONS						
0015 11010		0015				
CASH	567,050.61		3,235.48	673.70	2,561.78	569,612.39
TOTALS FOR FUND 0015						
LIBRARY DONATIONS	567,050.61		3,235.48	673.70	2,561.78	569,612.39
0016 COUNTY RECORDS MGMT FUND						
0016 11010		0016				
CASH	10,062.62		45.67	.00	45.67	10,108.29
TOTALS FOR FUND 0016						
COUNTY RECORDS MGMT FUND	10,062.62		45.67	.00	45.67	10,108.29
0018 COURTHOUSE SECURITY						
0018 11010		0018				
CASH	77,659.97		4,861.73	449.67	4,412.06	82,072.03
TOTALS FOR FUND 0018						
COURTHOUSE SECURITY	77,659.97		4,861.73	449.67	4,412.06	82,072.03
0019 COUNTY RECORDS MANAGEMENT						
0019 11010		0019				
CASH	116,754.84		7,713.94	4,605.93	3,108.01	119,862.85
TOTALS FOR FUND 0019						
COUNTY RECORDS MANAGEMENT	116,754.84		7,713.94	4,605.93	3,108.01	119,862.85
0021 CRISIS INTERVENTION DONATIONS						
0021 11010		0021				
CASH	15,614.91		436.51	.00	436.51	16,051.42
TOTALS FOR FUND 0021						
CRISIS INTERVENTION DONATIONS	15,614.91		436.51	.00	436.51	16,051.42
0022 LIBRARY BATES FUND						
0022 11010		0022				
CASH	86,153.07		201.44	.00	201.44	86,354.51

6

**ACCOUNT SUMMARY TRIAL BALANCE FOR FY25/OCT TO OCT**

FUND 0023

ACCOUNT ACCOUNT NAME	BEG. BALANCE	ORG	DEBITS	CREDITS	NET CHANGE	END BALANCE
TOTALS FOR FUND 0022						
LIBRARY BATES FUND	86,153.07		201.44	.00	201.44	86,354.51
0023 DISTRICT/COUNTY CRT TECH FUND						
0023 11010		0023				
CASH	26,827.82		310.10	463.48	-153.38	26,674.44
TOTALS FOR FUND 0023						
DISTRICT/COUNTY CRT TECH FUND	26,827.82		310.10	463.48	-153.38	26,674.44
0024 SPECIALTY COURT						
0024 11010		0024				
CASH	51,753.87		1,189.53	.00	1,189.53	52,943.40
TOTALS FOR FUND 0024						
SPECIALTY COURT	51,753.87		1,189.53	.00	1,189.53	52,943.40
0025 COURT FACILITY FEE FUND						
0025 11010		0025				
CASH	102,950.69		3,939.30	.00	3,939.30	106,889.99
TOTALS FOR FUND 0025						
COURT FACILITY FEE FUND	102,950.69		3,939.30	.00	3,939.30	106,889.99
0026 SPECIAL VENUE TRIALS RESERVE						
0026 11010		0026				
CASH	1,000,000.00		.00	.00	.00	1,000,000.00
TOTALS FOR FUND 0026						
SPECIAL VENUE TRIALS RESERVE	1,000,000.00		.00	.00	.00	1,000,000.00
0027 TX COMMUNITY DEV BLOCK GRANT						
0027 11010		0027				
CASH	5.00		.00	.00	.00	5.00
TOTALS FOR FUND 0027						
TX COMMUNITY DEV BLOCK GRANT	5.00		.00	.00	.00	5.00
0028 TRUANCY PREVENTION & DIVERSION						
0028 11010		0028				
CASH	162,811.61		3,188.83	.00	3,188.83	166,000.44
TOTALS FOR FUND 0028						
TRUANCY PREVENTION & DIVERSION	162,811.61		3,188.83	.00	3,188.83	166,000.44
0029 CLERK OF THE COURT ACCOUNT						
0029 11010		0029				
CASH	53,837.15		12,129.93	6,322.28	5,807.65	59,644.80

**ACCOUNT SUMMARY TRIAL BALANCE FOR FY25/OCT TO OCT**

FUND 0030

ACCOUNT ACCOUNT NAME	BEG. BALANCE	ORG	DEBITS	CREDITS	NET CHANGE	END BALANCE
TOTALS FOR FUND 0029						
CLERK OF THE COURT ACCOUNT	53,837.15		12,129.93	6,322.28	5,807.65	59,644.80
0030 CNTY CLERK PRESERV & ARCHIVE						
0030 11010		0030				
CASH	463,164.01		94,069.06	145,108.79	-51,039.73	412,124.28
TOTALS FOR FUND 0030						
CNTY CLERK PRESERV & ARCHIVE	463,164.01		94,069.06	145,108.79	-51,039.73	412,124.28
0031 GUARDIANSHIP FUND						
0031 11010		0031				
CASH	14,856.30		1,156.37	.00	1,156.37	16,012.67
TOTALS FOR FUND 0031						
GUARDIANSHIP FUND	14,856.30		1,156.37	.00	1,156.37	16,012.67
0032 CNTY CLERK ARCHIVE						
0032 11010		0032				
CASH	457,625.56		16,001.64	83,248.82	-67,247.18	390,378.38
TOTALS FOR FUND 0032						
CNTY CLERK ARCHIVE	457,625.56		16,001.64	83,248.82	-67,247.18	390,378.38
0035 CHILD ABUSE PREVENTION						
0035 11010		0035				
CASH	1,085.81		143.21	.00	143.21	1,229.02
TOTALS FOR FUND 0035						
CHILD ABUSE PREVENTION	1,085.81		143.21	.00	143.21	1,229.02
0036 THIRD COURT OF APPEALS						
0036 11010		0036				
CASH	1,538.70		989.60	1,538.70	-549.10	989.60
TOTALS FOR FUND 0036						
THIRD COURT OF APPEALS	1,538.70		989.60	1,538.70	-549.10	989.60
0037 JUSTICE COURT SECURITY						
0037 11010		0037				
CASH	197,212.59		3,601.35	2,306.78	1,294.57	198,507.16
TOTALS FOR FUND 0037						
JUSTICE COURT SECURITY	197,212.59		3,601.35	2,306.78	1,294.57	198,507.16
0038 WASTEWATER TREATMENT						
0038 11010		0038				
CASH	960.00		200.00	770.00	-570.00	390.00



**ACCOUNT SUMMARY TRIAL BALANCE FOR FY25/OCT TO OCT**

FUND 0040

ACCOUNT ACCOUNT NAME	BEG. BALANCE	ORG	DEBITS	CREDITS	NET CHANGE	END BALANCE
TOTALS FOR FUND 0038						
WASTEWATER TREATMENT	960.00		200.00	770.00	-570.00	390.00
0040 JUDICIAL EDUCATION & SUPPORT						
0040 11010		0040				
CASH	6,471.89		185.00	.00	185.00	6,656.89
TOTALS FOR FUND 0040						
JUDICIAL EDUCATION & SUPPORT	6,471.89		185.00	.00	185.00	6,656.89
0041 CA PRETRIAL DIVERSION FUND						
0041 11010		0041				
CASH	179,001.84		8,418.15	2,084.46	6,333.69	185,335.53
TOTALS FOR FUND 0041						
CA PRETRIAL DIVERSION FUND	179,001.84		8,418.15	2,084.46	6,333.69	185,335.53
0043 DA PRETRIAL DIVERSION FUND						
0043 11010		0043				
CASH	122,677.65		2,824.28	2,943.92	-119.64	122,558.01
TOTALS FOR FUND 0043						
DA PRETRIAL DIVERSION FUND	122,677.65		2,824.28	2,943.92	-119.64	122,558.01
0044 COURT REPORTER SERVICE						
0044 11010		0044				
CASH	77,263.11		4,924.11	726.64	4,197.47	81,460.58
TOTALS FOR FUND 0044						
COURT REPORTER SERVICE	77,263.11		4,924.11	726.64	4,197.47	81,460.58
0045 COUNTY ATTY FEE						
0045 11010		0045				
CASH	2,864.13		236.70	.00	236.70	3,100.83
TOTALS FOR FUND 0045						
COUNTY ATTY FEE	2,864.13		236.70	.00	236.70	3,100.83
0046 COUNTY JURY FUND						
0046 11010		0046				
CASH	24,260.41		1,969.61	.00	1,969.61	26,230.02
TOTALS FOR FUND 0046						
COUNTY JURY FUND	24,260.41		1,969.61	.00	1,969.61	26,230.02
0047 JUROR DONATIONS						
0047 11010		0047				
CASH	2,464.80		.00	2,464.80	-2,464.80	.00

**ACCOUNT SUMMARY TRIAL BALANCE FOR FY25/OCT TO OCT**

FUND 0048

ACCOUNT ACCOUNT NAME	BEG. BALANCE	ORG	DEBITS	CREDITS	NET CHANGE	END BALANCE
TOTALS FOR FUND 0047						
JUROR DONATIONS	2,464.80		.00	2,464.80	-2,464.80	.00
0048 ELECTION CONTRACT SERVICES						
0048 11010		0048				
CASH	79,562.48		69,826.29	20,341.62	49,484.67	129,047.15
TOTALS FOR FUND 0048						
ELECTION CONTRACT SERVICES	79,562.48		69,826.29	20,341.62	49,484.67	129,047.15
0050 51ST DISTRICT ATTY FEE						
0050 11010		0050				
CASH	2,327.60		5.44	.00	5.44	2,333.04
TOTALS FOR FUND 0050						
51ST DISTRICT ATTY FEE	2,327.60		5.44	.00	5.44	2,333.04
0051 LATERAL ROAD						
0051 11010		0051				
CASH	60,135.38		33,130.22	.00	33,130.22	93,265.60
TOTALS FOR FUND 0051						
LATERAL ROAD	60,135.38		33,130.22	.00	33,130.22	93,265.60
0052 51ST DISTRICT ATTY FORFEITURE						
0052 11010		0052				
CASH	605,720.70		1,482.84	18,958.09	-17,475.25	588,245.45
TOTALS FOR FUND 0052						
51ST DISTRICT ATTY FORFEITURE	605,720.70		1,482.84	18,958.09	-17,475.25	588,245.45
0053 51ST DA OUTERCOUNTY						
0053 11010		0053				
CASH	10,780.15		27.61	1,542.39	-1,514.78	9,265.37
TOTALS FOR FUND 0053						
51ST DA OUTERCOUNTY	10,780.15		27.61	1,542.39	-1,514.78	9,265.37
0054 LOCAL PROVIDER PARTICIPATION						
0054 11010		0054				
CASH	107,711.89		495.36	20,000.00	-19,504.64	88,207.25
TOTALS FOR FUND 0054						
LOCAL PROVIDER PARTICIPATION	107,711.89		495.36	20,000.00	-19,504.64	88,207.25
0055 119TH DISTRICT ATTY FEE						
0055 11010		0055				
CASH	3,300.45		7.72	.00	7.72	3,308.17

**ACCOUNT SUMMARY TRIAL BALANCE FOR FY25/OCT TO OCT**

FUND 0056

ACCOUNT ACCOUNT NAME	BEG. BALANCE	ORG	DEBITS	CREDITS	NET CHANGE	END BALANCE
TOTALS FOR FUND 0055						
119TH DISTRICT ATTY FEE	3,300.45		7.72	.00	7.72	3,308.17
0056 CIVIL STATE FEES						
0056 11010		0056				
CASH	94,609.71		29,469.43	94,613.75	-65,144.32	29,465.39
TOTALS FOR FUND 0056						
CIVIL STATE FEES	94,609.71		29,469.43	94,613.75	-65,144.32	29,465.39
0058 119TH DISTRICT ATTY FORFEITURE						
0058 11010		0058				
CASH	17,411.13		43.95	860.91	-816.96	16,594.17
TOTALS FOR FUND 0058						
119TH DISTRICT ATTY FORFEITURE	17,411.13		43.95	860.91	-816.96	16,594.17
0059 119TH DA OUTERCOUNTY						
0059 11010		0059				
CASH	45,497.72		110,110.88	4,997.63	105,113.25	150,610.97
TOTALS FOR FUND 0059						
119TH DA OUTERCOUNTY	45,497.72		110,110.88	4,997.63	105,113.25	150,610.97
0061 BATTERING INTER & PREV PRGM						
0061 11010		0061				
CASH	5,268.43		.00	3,512.78	-3,512.78	1,755.65
TOTALS FOR FUND 0061						
BATTERING INTER & PREV PRGM	5,268.43		.00	3,512.78	-3,512.78	1,755.65
0062 AIC/ACC ADDITIONAL FUNDING						
0062 11010		0062				
CASH	-89,519.62		2,842.00	32,107.79	-29,265.79	-118,785.41
TOTALS FOR FUND 0062						
AIC/ACC ADDITIONAL FUNDING	-89,519.62		2,842.00	32,107.79	-29,265.79	-118,785.41
0063 CONCHO VALLEY TAIP						
0063 11010		0063				
CASH	93,066.15		.00	17,856.13	-17,856.13	75,210.02
TOTALS FOR FUND 0063						
CONCHO VALLEY TAIP	93,066.15		.00	17,856.13	-17,856.13	75,210.02
0064 CONCHO VALLEY DRUG COURT						
0064 11010		0064				
CASH	11,297.73		.00	4,741.40	-4,741.40	6,556.33

11

**ACCOUNT SUMMARY TRIAL BALANCE FOR FY25/OCT TO OCT**

FUND 0065

ACCOUNT NAME	BEG. BALANCE	ORG	DEBITS	CREDITS	NET CHANGE	END BALANCE
TOTALS FOR FUND 0064						
CONCHO VALLEY DRUG COURT	11,297.73		.00	4,741.40	-4,741.40	6,556.33
0065 CSCD BASIC SUPERVISION						
0065 11010		0065				
CASH	2,476,729.20		181,690.46	210,617.10	-28,926.64	2,447,802.56
TOTALS FOR FUND 0065						
CSCD BASIC SUPERVISION	2,476,729.20		181,690.46	210,617.10	-28,926.64	2,447,802.56
0066 CRTC MALE CCF						
0066 11010		0066				
CASH	437,445.03		3,391.93	266,872.84	-263,480.91	173,964.12
TOTALS FOR FUND 0066						
CRTC MALE CCF	437,445.03		3,391.93	266,872.84	-263,480.91	173,964.12
0069 SUBSTANCE ABUSE CASELOAD						
0069 11010		0069				
CASH	-1,821.81		.00	32,491.53	-32,491.53	-34,313.34
TOTALS FOR FUND 0069						
SUBSTANCE ABUSE CASELOAD	-1,821.81		.00	32,491.53	-32,491.53	-34,313.34
0071 STATE & MUNICIPAL FEES						
0071 11010		0071				
CASH	21,607.78		17,996.67	24,034.46	-6,037.79	15,569.99
TOTALS FOR FUND 0071						
STATE & MUNICIPAL FEES	21,607.78		17,996.67	24,034.46	-6,037.79	15,569.99
0072 CRIMINAL STATE FEES						
0072 11010		0072				
CASH	250,952.36		82,423.75	250,952.36	-168,528.61	82,423.75
TOTALS FOR FUND 0072						
CRIMINAL STATE FEES	250,952.36		82,423.75	250,952.36	-168,528.61	82,423.75
0073 GRAFFITI ERADICATION						
0073 11010		0073				
CASH	669.84		1.57	.00	1.57	671.41
TOTALS FOR FUND 0073						
GRAFFITI ERADICATION	669.84		1.57	.00	1.57	671.41
0077 UNCLAIMED PROPERTY FUND						
0077 11010		0077				
CASH	31,544.27		759.00	.00	759.00	32,303.27

12

# TOM GREEN COUNTY



## ACCOUNT SUMMARY TRIAL BALANCE FOR FY25/OCT TO OCT

FUND 0078

ACCOUNT ACCOUNT NAME	BEG. BALANCE	ORG	DEBITS	CREDITS	NET CHANGE	END BALANCE
TOTALS FOR FUND 0077 UNCLAIMED PROPERTY FUND	31,544.27		759.00	.00	759.00	32,303.27
0078 BAIL BOND COLLATERAL						
0078 11010		0078				
CASH	.28		19,819.08	19,819.36	-.28	.00
TOTALS FOR FUND 0078 BAIL BOND COLLATERAL	.28		19,819.08	19,819.36	-.28	.00
0079 7TH ADMIN JUDICIAL REGION						
0079 11010		0079				
CASH	.00		5,657.64	5,657.64	.00	.00
TOTALS FOR FUND 0079 7TH ADMIN JUDICIAL REGION	.00		5,657.64	5,657.64	.00	.00
0082 JUDICIAL EFFICIENCY						
0082 11010		0082				
CASH	48,254.56		2,703.15	668.77	2,034.38	50,288.94
TOTALS FOR FUND 0082 JUDICIAL EFFICIENCY	48,254.56		2,703.15	668.77	2,034.38	50,288.94
0085 JUSTICE COURT SUPPORT FUND						
0085 11010		0085				
CASH	27,872.53		6,114.39	.00	6,114.39	33,986.92
TOTALS FOR FUND 0085 JUSTICE COURT SUPPORT FUND	27,872.53		6,114.39	.00	6,114.39	33,986.92
0089 COB INTEREST & SINKING						
0089 11010		0089				
CASH	409,613.26		10,896.97	.00	10,896.97	420,510.23
TOTALS FOR FUND 0089 COB INTEREST & SINKING	409,613.26		10,896.97	.00	10,896.97	420,510.23
0095 PAYROLL						
0095 11010		0095				
CASH	7,416.22		6,506,397.96	6,508,936.42	-2,538.46	4,877.76
TOTALS FOR FUND 0095 PAYROLL	7,416.22		6,506,397.96	6,508,936.42	-2,538.46	4,877.76
0097 SHERIFF LEOSE						
0097 11010		0097				
CASH	28,374.43		68.76	566.13	-497.37	27,877.06

13



**ACCOUNT SUMMARY TRIAL BALANCE FOR FY25/OCT TO OCT**

FUND 0098

ACCOUNT ACCOUNT NAME	BEG. BALANCE	ORG	DEBITS	CREDITS	NET CHANGE	END BALANCE
TOTALS FOR FUND 0097						
SHERIFF LEOSE	28,374.43		68.76	566.13	-497.37	27,877.06
0098 CHILD RESTRAINT STATE FEE						
0098 11010		0098				
CASH	7,828.51		751.05	7,828.51	-7,077.46	751.05
TOTALS FOR FUND 0098						
CHILD RESTRAINT STATE FEE	7,828.51		751.05	7,828.51	-7,077.46	751.05
0100 COUNTY ATTORNEY LEOSE						
0100 11010		0100				
CASH	1,268.35		2.97	.00	2.97	1,271.32
TOTALS FOR FUND 0100						
COUNTY ATTORNEY LEOSE	1,268.35		2.97	.00	2.97	1,271.32
0102 CONSTABLE #1 LEOSE						
0102 11010		0102				
CASH	6,262.49		14.64	.00	14.64	6,277.13
TOTALS FOR FUND 0102						
CONSTABLE #1 LEOSE	6,262.49		14.64	.00	14.64	6,277.13
0103 CONSTABLE #2 LEOSE						
0103 11010		0103				
CASH	10,716.60		25.06	.00	25.06	10,741.66
TOTALS FOR FUND 0103						
CONSTABLE #2 LEOSE	10,716.60		25.06	.00	25.06	10,741.66
0104 CONSTABLE #3 LEOSE						
0104 11010		0104				
CASH	4,718.39		11.03	207.92	-196.89	4,521.50
TOTALS FOR FUND 0104						
CONSTABLE #3 LEOSE	4,718.39		11.03	207.92	-196.89	4,521.50
0105 CONSTABLE #4 LEOSE						
0105 11010		0105				
CASH	3,823.98		8.94	.00	8.94	3,832.92
TOTALS FOR FUND 0105						
CONSTABLE #4 LEOSE	3,823.98		8.94	.00	8.94	3,832.92
0109 MHI SPEC NEEDS OFFENDER						
0109 11010		0109				
CASH	35,224.97		.00	4,502.37	-4,502.37	30,722.60

14

# TOM GREEN COUNTY



## ACCOUNT SUMMARY TRIAL BALANCE FOR FY25/OCT TO OCT

FUND 0110

ACCOUNT ACCOUNT NAME	BEG. BALANCE	ORG	DEBITS	CREDITS	NET CHANGE	END BALANCE
TOTALS FOR FUND 0109						
MHI SPEC NEEDS OFFENDER	35,224.97		.00	4,502.37	-4,502.37	30,722.60
0110 JUVENILE DEFERRED PROCESSING						
0110 11010		0110				
CASH	52,905.25		148.70	.00	148.70	53,053.95
TOTALS FOR FUND 0110						
JUVENILE DEFERRED PROCESSING	52,905.25		148.70	.00	148.70	53,053.95
0111 EXCESS CONTRIBUTIONS						
0111 11010		0111				
CASH	22,450.12		52.49	.00	52.49	22,502.61
TOTALS FOR FUND 0111						
EXCESS CONTRIBUTIONS	22,450.12		52.49	.00	52.49	22,502.61
0112 JUVENILE RESTITUTION						
0112 11010		0112				
CASH	7,385.56		340.00	.00	340.00	7,725.56
TOTALS FOR FUND 0112						
JUVENILE RESTITUTION	7,385.56		340.00	.00	340.00	7,725.56
0114 CHILD SAFETY FEE COUNTY SHARE						
0114 11010		0114				
CASH	39,199.33		1,898.99	.00	1,898.99	41,098.32
TOTALS FOR FUND 0114						
CHILD SAFETY FEE COUNTY SHARE	39,199.33		1,898.99	.00	1,898.99	41,098.32
0116 CRTC FEMALE CCF						
0116 11010		0116				
CASH	1,074,536.56		8,262.60	354,953.56	-346,690.96	727,845.60
TOTALS FOR FUND 0116						
CRTC FEMALE CCF	1,074,536.56		8,262.60	354,953.56	-346,690.96	727,845.60
0117 JUVENILE UNCLAIMED RESTITUTION						
0117 11010		0117				
CASH	5,558.09		30.06	.00	30.06	5,588.15
TOTALS FOR FUND 0117						
JUVENILE UNCLAIMED RESTITUTION	5,558.09		30.06	.00	30.06	5,588.15
0124 OPIOID ABATEMENT SETTLEMENT						
0124 11010		0124				
CASH	110,213.99		257.70	.00	257.70	110,471.69

15

# TOM GREEN COUNTY



## ACCOUNT SUMMARY TRIAL BALANCE FOR FY25/OCT TO OCT

FUND 0125

ACCOUNT ACCOUNT NAME	BEG. BALANCE	ORG	DEBITS	CREDITS	NET CHANGE	END BALANCE
TOTALS FOR FUND 0124						
OPIOID ABATEMENT SETTLEMENT	110,213.99		257.70	.00	257.70	110,471.69
0125 TGC BENEFITS TRUST						
0125 11010		0125				
CASH	2.30		491,259.79	491,241.27	18.52	20.82
TOTALS FOR FUND 0125						
TGC BENEFITS TRUST	2.30		491,259.79	491,241.27	18.52	20.82
0150 COMMUNITY RE-ENRICHMENT WORK						
0150 11010		0150				
CASH	17,535.70		.00	10,752.39	-10,752.39	6,783.31
TOTALS FOR FUND 0150						
COMMUNITY RE-ENRICHMENT WORK	17,535.70		.00	10,752.39	-10,752.39	6,783.31
0155 DOMESTIC VIOLENCE CASELOAD						
0155 11010		0155				
CASH	-1,397.40		.00	9,047.50	-9,047.50	-10,444.90
TOTALS FOR FUND 0155						
DOMESTIC VIOLENCE CASELOAD	-1,397.40		.00	9,047.50	-9,047.50	-10,444.90
0156 SEX OFFENDER COUNSELING						
0156 11010		0156				
CASH	-9,811.81		.00	19,158.51	-19,158.51	-28,970.32
TOTALS FOR FUND 0156						
SEX OFFENDER COUNSELING	-9,811.81		.00	19,158.51	-19,158.51	-28,970.32
0157 PRETRIAL DIVERSION PROGRAM						
0157 11010		0157				
CASH	29,387.13		.00	13,746.14	-13,746.14	15,640.99
TOTALS FOR FUND 0157						
PRETRIAL DIVERSION PROGRAM	29,387.13		.00	13,746.14	-13,746.14	15,640.99
0401 SHERIFF FORFEITURE						
0401 11010		0401				
CASH	192,067.56		469.18	146.02	323.16	192,390.72
TOTALS FOR FUND 0401						
SHERIFF FORFEITURE	192,067.56		469.18	146.02	323.16	192,390.72
0500 STATE AID REGIONAL						
0500 11010		0500				
CASH	.00		180,488.00	180,488.00	.00	.00

16

**ACCOUNT SUMMARY TRIAL BALANCE FOR FY25/OCT TO OCT**

FUND 0503

ACCOUNT ACCOUNT NAME	BEG. BALANCE	ORG	DEBITS	CREDITS	NET CHANGE	END BALANCE
TOTALS FOR FUND 0500						
STATE AID REGIONAL	.00		180,488.00	180,488.00	.00	.00
0503 COMM CORRECTIONS LOCAL						
0503 11010		0503				
CASH	120,480.66		.00	1,951.73	-1,951.73	118,528.93
TOTALS FOR FUND 0503						
COMM CORRECTIONS LOCAL	120,480.66		.00	1,951.73	-1,951.73	118,528.93
0504 TITLE IV E REGIONAL						
0504 11010		0504				
CASH	147,819.59		.00	.00	.00	147,819.59
TOTALS FOR FUND 0504						
TITLE IV E REGIONAL	147,819.59		.00	.00	.00	147,819.59
0508 TYC REGIONAL						
0508 11010		0508				
CASH	13,662.06		.00	.00	.00	13,662.06
TOTALS FOR FUND 0508						
TYC REGIONAL	13,662.06		.00	.00	.00	13,662.06
0509 PRIOR YR INTEREST REGIONAL						
0509 11010		0509				
CASH	20,374.96		451.85	.00	451.85	20,826.81
TOTALS FOR FUND 0509						
PRIOR YR INTEREST REGIONAL	20,374.96		451.85	.00	451.85	20,826.81
0517 TITLE IV E INT COKE						
0517 11010		0517				
CASH	17,139.32		376.88	.00	376.88	17,516.20
TOTALS FOR FUND 0517						
TITLE IV E INT COKE	17,139.32		376.88	.00	376.88	17,516.20
0541 TGC DIVERSION GRANT						
0541 11010		0541				
CASH	1,778.00		.00	.00	.00	1,778.00
TOTALS FOR FUND 0541						
TGC DIVERSION GRANT	1,778.00		.00	.00	.00	1,778.00
0542 TJJD AWARD						
0542 11010		0542				
CASH	17,758.00		8,880.00	8,879.16	.84	17,758.84

17

ACCOUNT SUMMARY TRIAL BALANCE FOR FY25/OCT TO OCT

FUND 0565

ACCOUNT ACCOUNT NAME	BEG. BALANCE	ORG	DEBITS	CREDITS	NET CHANGE	END BALANCE
TOTALS FOR FUND 0542						
TJJD AWARD	17,758.00		8,880.00	8,879.16	.84	17,758.84
0565 STATE AID REG						
0565 11010		0565				
CASH	34,280.00		20,208.00	12,486.34	7,721.66	42,001.66
TOTALS FOR FUND 0565						
STATE AID REG	34,280.00		20,208.00	12,486.34	7,721.66	42,001.66
0566 STATE SALARY ADJUSTMENT						
0566 11010		0566				
CASH	13,688.50		.00	1,181.18	-1,181.18	12,507.32
TOTALS FOR FUND 0566						
STATE SALARY ADJUSTMENT	13,688.50		.00	1,181.18	-1,181.18	12,507.32
0575 STATE AID TGC						
0575 11010		0575				
CASH	168,556.62		88,973.00	33,915.42	55,057.58	223,614.20
TOTALS FOR FUND 0575						
STATE AID TGC	168,556.62		88,973.00	33,915.42	55,057.58	223,614.20
0576 ST SALARY ADJUSTMENT						
0576 11010		0576				
CASH	254,207.22		.00	21,379.46	-21,379.46	232,827.76
TOTALS FOR FUND 0576						
ST SALARY ADJUSTMENT	254,207.22		.00	21,379.46	-21,379.46	232,827.76
0577 DSA -DETENTION BED EXPANSION						
0577 11010		0577				
CASH	263,222.43		53,672.00	55,866.83	-2,194.83	261,027.60
TOTALS FOR FUND 0577						
DSA -DETENTION BED EXPANSION	263,222.43		53,672.00	55,866.83	-2,194.83	261,027.60
0582 TYC TGC PAROLE SERVICES						
0582 11010		0582				
CASH	40,101.58		.00	.00	.00	40,101.58
TOTALS FOR FUND 0582						
TYC TGC PAROLE SERVICES	40,101.58		.00	.00	.00	40,101.58
0583 TITLE IV E TGC						
0583 11010		0583				
CASH	1,157,518.91		.00	5,583.52	-5,583.52	1,151,935.39

18

**ACCOUNT SUMMARY TRIAL BALANCE FOR FY25/OCT TO OCT**

FUND 0595

ACCOUNT ACCOUNT NAME	BEG. BALANCE	ORG	DEBITS	CREDITS	NET CHANGE	END BALANCE
TOTALS FOR FUND 0583						
TITLE IV E TGC	1,157,518.91		.00	5,583.52	-5,583.52	1,151,935.39
0595 SPECIAL NEEDS DIVERSIONARY PRM						
0595 11010		0595				
CASH	3,879.03		2,662.00	2,480.51	181.49	4,060.52
TOTALS FOR FUND 0595						
SPECIAL NEEDS DIVERSIONARY PRM	3,879.03		2,662.00	2,480.51	181.49	4,060.52
0596 PIDPP - GRANT "S"						
0596 11010		0596				
CASH	12,185.70		6,093.00	6,093.10	-.10	12,185.60
TOTALS FOR FUND 0596						
PIDPP - GRANT "S"	12,185.70		6,093.00	6,093.10	-.10	12,185.60
0597 TITLE IV E INT TGC						
0597 11010		0597				
CASH	85,556.04		2,825.63	.00	2,825.63	88,381.67
TOTALS FOR FUND 0597						
TITLE IV E INT TGC	85,556.04		2,825.63	.00	2,825.63	88,381.67
0599 PRIOR YR INTEREST TGC						
0599 11010		0599				
CASH	32,512.02		1,882.35	.00	1,882.35	34,394.37
TOTALS FOR FUND 0599						
PRIOR YR INTEREST TGC	32,512.02		1,882.35	.00	1,882.35	34,394.37
0600 REIM FOR MANDATED FUNDING						
0600 11010		0600				
CASH	415,664.79		5,225.18	6,228.20	-1,003.02	414,661.77
TOTALS FOR FUND 0600						
REIM FOR MANDATED FUNDING	415,664.79		5,225.18	6,228.20	-1,003.02	414,661.77
0613 DISTRICT ATTY GRANTS						
0613 11010		0613				
CASH	-12,793.54		6,449.06	6,560.70	-111.64	-12,905.18
TOTALS FOR FUND 0613						
DISTRICT ATTY GRANTS	-12,793.54		6,449.06	6,560.70	-111.64	-12,905.18
0622 CONCHO VALLEY PUBLIC DEFENDER						
0622 11010		0622				
CASH	-1,087,052.15		442,613.18	321,029.69	121,583.49	-965,468.66

**ACCOUNT SUMMARY TRIAL BALANCE FOR FY25/OCT TO OCT**

FUND 0625

ACCOUNT NAME	BEG. BALANCE	ORG	DEBITS	CREDITS	NET CHANGE	END BALANCE
TOTALS FOR FUND 0622						
CONCHO VALLEY PUBLIC DEFENDER	-1,087,052.15		442,613.18	321,029.69	121,583.49	-965,468.66
0625 COUNTY ATTY GRANTS						
0625 11010		0625				
CASH	-7,032.56		5,002.19	3,554.34	1,447.85	-5,584.71
TOTALS FOR FUND 0625						
COUNTY ATTY GRANTS	-7,032.56		5,002.19	3,554.34	1,447.85	-5,584.71
0631 SB22						
0631 11010		0631				
CASH	1,013,807.42		1,052,042.64	116,199.87	935,842.77	1,949,650.19
TOTALS FOR FUND 0631						
SB22	1,013,807.42		1,052,042.64	116,199.87	935,842.77	1,949,650.19
0654 SHERIFF GRANTS						
0654 11010		0654				
CASH	-83,186.20		.00	3,468.72	-3,468.72	-86,654.92
TOTALS FOR FUND 0654						
SHERIFF GRANTS	-83,186.20		.00	3,468.72	-3,468.72	-86,654.92
0699 BLOCK GRANTS						
0699 11010		0699				
CASH	2,337,154.62		105,195.02	1,697,751.05	-1,592,556.03	744,598.59
TOTALS FOR FUND 0699						
BLOCK GRANTS	2,337,154.62		105,195.02	1,697,751.05	-1,592,556.03	744,598.59
REPORT TOTALS	20,819,676.09		28,161,290.38	29,175,200.63	-1,013,910.25	19,805,765.84 *
** END OF REPORT - Generated by JENNIFER ENGLERT **						

20

**ACCOUNT SUMMARY TRIAL BALANCE FOR FY25/OCT TO OCT**

FUND 0001

ACCOUNT ACCOUNT NAME	BEG. BALANCE	ORG	DEBITS	CREDITS	NET CHANGE	END BALANCE
0001 11512 SECURITIES	4,000,000.00	0001	.00	.00	.00	4,000,000.00
0001 11513 FFBNK CERTIFICATE OF DEPOSITS	18,538,000.00	0001	2,929,000.00	4,372,000.00	-1,443,000.00	17,095,000.00
0001 11514 DISCOUNT US TREASURY BOND	-20,878.04	0001	.00	.00	.00	-20,878.04
0001 11515 TEXAS CLASS	19,602,286.00	0001	1,613.35	6,001,613.35	-6,000,000.00	13,602,286.00
0001 11517 TEXPOOL INVESTMENTS	1,465,640.40	0001	6,194.14	6,194.14	.00	1,465,640.40
0001 11518 TEXPOOL PRIME INVESTMENTS	2,759,984.20	0001	11,925.23	11,925.23	.00	2,759,984.20
<b>TOTALS FOR FUND 0001</b>						
GENERAL FUND	46,345,032.56		2,948,732.72	10,391,732.72	-7,443,000.00	38,902,032.56
<b>0078 BAIL BOND COLLATERAL</b>						
0078 11513 CERTIFICATE OF DEPOSITS	400,000.00	0078	.00	.00	.00	400,000.00
0078 11515 CLEAR TEXAS CLASS	343,238.33	0078	1,485.33	19,723.66	-18,238.33	325,000.00
0078 11515 QUICK TEXAS CLASS	29,580.75	0078	128.02	1,708.77	-1,580.75	28,000.00
<b>TOTALS FOR FUND 0078</b>						
BAIL BOND COLLATERAL	772,819.08		1,613.35	21,432.43	-19,819.08	753,000.00
<b>0699 BLOCK GRANTS</b>						
0699 11515 21011 TEXAS CLASS	3,206,875.50	0699	.00	.00	.00	3,206,875.50
<b>TOTALS FOR FUND 0699</b>						
BLOCK GRANTS	3,206,875.50		.00	.00	.00	3,206,875.50
<b>REPORT TOTALS</b>	<b>50,324,727.14</b>		<b>2,950,346.07</b>	<b>10,413,165.15</b>	<b>-7,462,819.08</b>	<b>42,861,908.06</b>
** END OF REPORT - Generated by JENNIFER ENGLERT **						



**Interest Earned**

**Bank Service Charge**

**Credit Card Balance**

**Electronic Filing Balance**

**First Financial(Oper)**

**Texas Class (Average Yield)**

Interest Earned	Interest Rate	Interest Variance	Fiscal	Interest Earned	Interest Rate	Interest Variance
NA	4.1773%	NA	Sep-24	NA	5.2917%	NA
\$ 25,810.12	3.9343%	-0.2430%	Oct-24	\$ 77,770.19	5.0420%	-0.2497%
\$ -	0.0000%	-3.9343%	Nov-24	\$ -	0.0000%	-5.0420%
\$ -	0.0000%	0.0000%	Dec-24	\$ -	0.0000%	0.0000%
\$ -	0.0000%	0.0000%	Jan-25	\$ -	0.0000%	0.0000%
\$ -	0.0000%	0.0000%	Feb-25	\$ -	0.0000%	0.0000%
\$ -	0.0000%	0.0000%	Mar-25	\$ -	0.0000%	0.0000%
\$ -	0.0000%	0.0000%	Apr-25	\$ -	0.0000%	0.0000%
\$ -	0.0000%	0.0000%	May-25	\$ -	0.0000%	0.0000%
\$ -	0.0000%	0.0000%	Jun-25	\$ -	0.0000%	0.0000%
\$ -	0.0000%	0.0000%	Jul-25	\$ -	0.0000%	0.0000%
\$ -	0.0000%	0.0000%	Aug-25	\$ -	0.0000%	0.0000%
\$ -	0.0000%	0.0000%	Sep-25	\$ -	0.0000%	0.0000%
\$ 25,810.12	0.3279%		TTD	\$ 77,770.19	0.4202%	

\*\*FF (OPER) is always a month behind

\* FF Interest is only for the OPER Account - the Munis detail will include all bank accounts

**Texpool (AVERAGE MONTHLY RATE)**

**Texpool Prime (AVERAGE MONTHLY RATE)**

Interest Earned	Interest Rate	Interest Variance	Fiscal	Interest Earned	Interest Rate	Interest Variance
NA	5.3174%	NA* Changed from NAV	Sep-24	NA	5.5797%	NA* Changed from NAV
\$ 6,115.71	4.9130%	-0.4044%	Oct-24	\$ 11,697.40	4.9902%	-0.5895%
\$ -	0.0000%	-4.9130%	Nov-24	\$ -	0.0000%	-4.9902%
\$ -	0.0000%	0.0000%	Dec-24	\$ -	0.0000%	0.0000%
\$ -	0.0000%	0.0000%	Jan-25	\$ -	0.0000%	0.0000%
\$ -	0.0000%	0.0000%	Feb-25	\$ -	0.0000%	0.0000%
\$ -	0.0000%	0.0000%	Mar-25	\$ -	0.0000%	0.0000%
\$ -	0.0000%	0.0000%	Apr-25	\$ -	0.0000%	0.0000%
\$ -	0.0000%	0.0000%	May-25	\$ -	0.0000%	0.0000%
\$ -	0.0000%	0.0000%	Jun-25	\$ -	0.0000%	0.0000%
\$ -	0.0000%	0.0000%	Jul-25	\$ -	0.0000%	0.0000%
\$ -	0.0000%	0.0000%	Aug-25	\$ -	0.0000%	0.0000%
\$ -	0.0000%	0.0000%	Sep-25	\$ -	0.0000%	0.0000%
\$ 6,115.71	0.4094%		TTD	\$ 11,697.40	0.4159%	

**TexStar (AVERAGE MONTHLY RATE)**

**Logic (AVERAGE MONTHLY RATE)**

Interest Earned	Interest Rate	Interest Variance	Fiscal	Interest Earned	Interest Rate	Interest Variance
NA	0.0000%	NA* Changed from NAV	Sep-24	NA	0.0000%	NA* Changed from NAV
\$ -	0.0000%	0.0000%	Oct-24	\$ -	0.0000%	0.0000%
\$ -	0.0000%	0.0000%	Nov-24	\$ -	0.0000%	0.0000%
\$ -	0.0000%	0.0000%	Dec-24	\$ -	0.0000%	0.0000%
\$ -	0.0000%	0.0000%	Jan-25	\$ -	0.0000%	0.0000%
\$ -	0.0000%	0.0000%	Feb-25	\$ -	0.0000%	0.0000%
\$ -	0.0000%	0.0000%	Mar-25	\$ -	0.0000%	0.0000%
\$ -	0.0000%	0.0000%	Apr-25	\$ -	0.0000%	0.0000%
\$ -	0.0000%	0.0000%	May-25	\$ -	0.0000%	0.0000%
\$ -	0.0000%	0.0000%	Jun-25	\$ -	0.0000%	0.0000%
\$ -	0.0000%	0.0000%	Jul-25	\$ -	0.0000%	0.0000%
\$ -	0.0000%	0.0000%	Aug-25	\$ -	0.0000%	0.0000%
\$ -	0.0000%	0.0000%	Sep-25	\$ -	0.0000%	0.0000%
\$ -	0.0000%		TTD	\$ -	0.0000%	

11/20/2024  
11:21:43

TOM GREEN COUNTY  
FY25 INTEREST POSTED AS OF 11/18/2024

PAGE 1  
glflxrpt

FROM 2025 01 TO 2025 01

	ORIGINAL APPROP	TRNFRS/ ADJSTMTS	REVISED BUDGET	ACTUALS	ENCUMBRANCES	AVAILABLE BUDGET	PCT USED
43701 DEPOSITORY INTEREST	312,530	65,000	377,530	6,630.33	.00	370,899.67	1.8%
TOTAL REVENUES	312,530	65,000	377,530	6,630.33	.00	370,899.67	
43703 CERTIFICATE OF DEPOSIT INTERES	600,000	0	600,000	129,317.04	.00	470,682.96	21.6%
TOTAL REVENUES	600,000	0	600,000	129,317.04	.00	470,682.96	
43704 INTEREST ON SECURITIES	26,000	0	26,000	.00	.00	26,000.00	.0%
TOTAL REVENUES	26,000	0	26,000	.00	.00	26,000.00	
43705 TEXAS CLASS INTEREST	1,000,000	0	1,000,000	.00	.00	1,000,000.00	.0%
TOTAL REVENUES	1,000,000	0	1,000,000	.00	.00	1,000,000.00	
43707 TEXPOOL INTEREST	70,000	0	70,000	.00	.00	70,000.00	.0%
TOTAL REVENUES	70,000	0	70,000	.00	.00	70,000.00	
43708 TEXPOOL PRIME INTEREST	125,000	0	125,000	.00	.00	125,000.00	.0%
TOTAL REVENUES	125,000	0	125,000	.00	.00	125,000.00	
43712 MINERAL INTEREST	750	0	750	.00	.00	750.00	.0%
TOTAL REVENUES	750	0	750	.00	.00	750.00	
GRAND TOTAL	2,134,280	65,000	2,199,280	135,947.37	.00	2,063,332.63	6.2%

11/20/2024  
11:23:31

TOM GREEN COUNTY  
FY25 BANK SERVICE AS OF 11/18/2024

PAGE 1  
g1f1xprt

FROM 2025 01 TO 2025 01

	ORIGINAL APPROP	TRANFRS/ ADJSTMTS	REVISED BUDGET	ACTUALS	ENCUMBRANCES	AVAILABLE BUDGET	PCT USED
70444 BANK SVC CHARGES	20,000	0	20,000	.00	.00	20,000.00	.0%
TOTAL EXPENSES	20,000	0	20,000	.00	.00	20,000.00	
GRAND TOTAL	20,000	0	20,000	.00	.00	20,000.00	.0%

**ACCOUNT SUMMARY TRIAL BALANCE FOR FY25/OCT TO OCT**

FUND 0001

ACCOUNT ACCOUNT NAME	BEG. BALANCE	ORG	DEBITS	CREDITS	NET CHANGE	END BALANCE
0001 11703 COUNTY CLERK CREDIT CARD	3,148.78	0001	50,010.05	51,361.90	-1,351.85	1,796.93
0001 11714 DISTRICT CLERK CREDIT CARD	1,013.33	0001	18,333.00	18,876.00	-543.00	470.33
0001 11715 JP1 CREDIT CARD CLEARING ACCT	1,003.89	0001	9,146.22	9,637.00	-490.78	513.11
0001 11716 JP2 CREDIT CARD CLEARING ACCT	5,990.31	0001	62,387.27	65,799.50	-3,412.23	2,578.08
0001 11717 JP3 CREDIT CARD CLEARING ACCT	2,185.77	0001	58,922.77	59,316.13	-393.36	1,792.41
0001 11718 JP4 CREDIT CARD CLEARING ACCT	2,302.02	0001	18,587.45	20,067.00	-1,479.55	822.47
0001 11723 COUNTY CLERK EFILE ACCOUNT	2,280.00	0001	14,865.00	15,843.00	-978.00	1,302.00
0001 11724 DISTRICT CLERK EFILE ACCOUNT	2,420.90	0001	15,424.10	15,826.10	-402.00	2,018.90
0001 11725 JP#1 EFILE ACCOUNT	5.00	0001	.00	.00	.00	5.00
0001 11726 JP#2 EFILE ACCOUNT	5.00	0001	.00	.00	.00	5.00
0001 11727 JP#3 EFILE ACCOUNT	5.00	0001	.00	.00	.00	5.00
0001 11728 JP#4 EFILE ACCOUNT	137.10	0001	748.00	880.00	-132.00	5.10
0001 11750 ACH/WIRE BANK ACCOUNT IRS	5.00	0001	124.00	155.00	-31.00	-26.00
0001 11780 LIBRARY CREDIT CARD CLEARING	58.41	0001	1,976.50	1,838.01	138.49	196.90
0001 11785 PARKS CREDIT CARD CLEARING	.00	0001	245.00	245.00	.00	.00
<b>TOTALS FOR FUND 0001</b>						
GENERAL FUND	20,560.51		250,769.36	259,844.64	-9,075.28	11,485.23
<b>0062 AIC/ACC ADDITIONAL FUNDING</b>						
0062 11765 CSCD BOND CREDIT CARD CLEARING	-34.50	0062	1,270.00	1,230.00	40.00	5.50
<b>TOTALS FOR FUND 0062</b>						
AIC/ACC ADDITIONAL FUNDING	-34.50		1,270.00	1,230.00	40.00	5.50
<b>REPORT TOTALS</b>	<b>20,526.01</b>		<b>252,039.36</b>	<b>261,074.64</b>	<b>-9,035.28</b>	<b>11,490.73</b>

\*\* END OF REPORT - Generated by JENNIFER ENGLERT \*\*

26

# Bond Indebtedness

## Tax Notes

Certificate of Obligation Series 2015	42,040,000.00
Certificate of Obligation Series 2017	8,030,000.00
Certificate of Obligation Series 2018	7,010,000.00

\*Principal paid annually, February 1<sup>st</sup>

# TOM GREEN COUNTY INDEBTEDNESS

October-24

# TOM GREEN COUNTY INDEBTEDNESS

## 15 Certificate of Obligation

FUND 089 CERTIFICATE OF OBLIGATION SERIES 2015

3.54075300% (Net Eff Int Rate - Texas Vernon's)

ORIGINAL DEBT ISSUED \$50,000,000.00

PREVIOUS BALANCE OUTSTANDING	PRINCIPAL PAYMENT DUE	CURRENT BALANCE OUTSTANDING	SCHEDULED DUE DATE	
50,000,000.00	\$0.00	50,000,000.00	01-Feb-16	
50,000,000.00	\$0.00	50,000,000.00	01-Feb-17	
50,000,000.00	\$1,365,000.00	48,635,000.00	01-Feb-18	<u>PAID</u>
48,635,000.00	\$1,525,000.00	47,110,000.00	01-Feb-19	<u>PAID</u>
47,110,000.00	\$1,605,000.00	45,505,000.00	01-Feb-20	<u>PAID</u>
45,505,000.00	\$1,690,000.00	43,815,000.00	01-Feb-21	<u>PAID</u>
43,815,000.00	\$1,775,000.00	42,040,000.00	01-Feb-22	<u>PAID</u>
42,040,000.00	\$1,865,000.00	40,175,000.00	01-Feb-23	<u>PAID</u>
40,175,000.00	\$1,940,000.00	38,235,000.00	01-Feb-24	<u>PAID</u>
38,235,000.00	\$2,020,000.00	36,215,000.00	01-Feb-25	
36,215,000.00	\$2,125,000.00	34,090,000.00	01-Feb-26	
34,090,000.00	\$2,235,000.00	31,855,000.00	01-Feb-27	
31,855,000.00	\$2,325,000.00	29,530,000.00	01-Feb-28	
29,530,000.00	\$2,420,000.00	27,110,000.00	01-Feb-29	
27,110,000.00	\$2,520,000.00	24,590,000.00	01-Feb-30	
24,590,000.00	\$2,630,000.00	21,960,000.00	01-Feb-31	
21,960,000.00	\$2,765,000.00	19,195,000.00	01-Feb-32	
19,195,000.00	\$2,880,000.00	16,315,000.00	01-Feb-33	
16,315,000.00	\$2,995,000.00	13,320,000.00	01-Feb-34	
13,320,000.00	\$3,130,000.00	10,190,000.00	01-Feb-35	
10,190,000.00	\$3,270,000.00	6,920,000.00	01-Feb-36	
6,920,000.00	\$3,395,000.00	3,525,000.00	01-Feb-37	
3,525,000.00	\$3,525,000.00	0.00	01-Feb-38	

\* PRINCIPAL PAYMENTS DUE ANNUALLY ON THE 1st DAY OF FEBRUARY. ACTUALLY PAID EVERY JANUARY

\*\* INTEREST PAYMENTS ARE DUE SEMI-ANNUALLY ON THE 1st DAY OF FEBRUARY AND AUGUST

20

# TOM GREEN COUNTY INDEBTEDNESS

**October-24**

## FUND 089 COMBINATION TAX & LIMITED SURPLUS REVENUE CERTIFICATES OF OBLIGATION ,SERIES 2017

Cusip Prefix 889642

PREVIOUS BALANCE OUTSTANDING	PRINCIPAL PAYMENT DUE	CURRENT BALANCE OUTSTANDING	SCHEDULED DUE DATE	
9,515,000.00	\$0.00	9,515,000.00	01-Feb-17	
9,515,000.00	\$170,000.00	9,345,000.00	01-Feb-18	GJ7 <b>PAID</b>
9,345,000.00	\$305,000.00	9,040,000.00	01-Feb-19	GK4 <b>PAID</b>
9,040,000.00	\$310,000.00	8,730,000.00	01-Feb-20	GL2 <b>PAID</b>
8,730,000.00	\$345,000.00	8,385,000.00	01-Feb-21	GM0 <b>PAID</b>
8,385,000.00	\$355,000.00	8,030,000.00	01-Feb-22	GN8 <b>PAID</b>
8,030,000.00	\$365,000.00	7,665,000.00	01-Feb-23	GP3 <b>PAID</b>
7,665,000.00	\$380,000.00	7,285,000.00	01-Feb-24	GQ1 <b>PAID</b>
7,285,000.00	\$395,000.00	6,890,000.00	01-Feb-25	GR9
6,890,000.00	\$415,000.00	6,475,000.00	01-Feb-26	GS7
6,475,000.00	\$430,000.00	6,045,000.00	01-Feb-27	GT5
6,045,000.00	\$445,000.00	5,600,000.00	01-Feb-28	GU2
5,600,000.00	\$500,000.00	5,100,000.00	01-Feb-29	GV0
5,100,000.00	\$510,000.00	4,590,000.00	01-Feb-30	GV0
4,590,000.00	\$525,000.00	4,065,000.00	01-Feb-31	GV0
4,065,000.00	\$540,000.00	3,525,000.00	01-Feb-32	GV0
3,525,000.00	\$555,000.00	2,970,000.00	01-Feb-33	GV0
2,970,000.00	\$570,000.00	2,400,000.00	01-Feb-34	GV0
2,400,000.00	\$585,000.00	1,815,000.00	01-Feb-35	GV0
1,815,000.00	\$600,000.00	1,215,000.00	01-Feb-36	GV0
1,215,000.00	\$615,000.00	600,000.00	01-Feb-37	GV0
600,000.00	\$600,000.00	0.00	01-Feb-38	GW8



# TOM GREEN COUNTY INDEBTEDNESS

**October-24**

## FUND 089 COMBINATION TAX & LIMITED SURPLUS REVENUE CERTIFICATES OF OBLIGATION, SERIES 2018

Cusip NO. Prefix: 889642

**MATURITY SCHEDULE**  
\$7,960,000

\$4,670,000 Serial Certificates

PREVIOUS BALANCE OUTSTANDING	PRINCIPAL AMOUNT DUE	CURRENT BALANCE OUTSTANDING	SCHEDULED DUE DATE	
7,960,000.00	\$0.00	\$7,960,000.00	1-Feb-18	
7,960,000.00	\$160,000.00	\$7,800,000.00	1-Feb-19 GX6	<u>PAID</u>
7,800,000.00	\$250,000.00	\$7,550,000.00	1-Feb-20 GY4	<u>PAID</u>
7,550,000.00	\$265,000.00	\$7,285,000.00	1-Feb-21 GZ1	<u>PAID</u>
7,285,000.00	\$275,000.00	\$7,010,000.00	1-Feb-22 HA5	<u>PAID</u>
7,010,000.00	\$290,000.00	\$6,720,000.00	1-Feb-23 HB3	<u>PAID</u>
6,720,000.00	\$305,000.00	\$6,415,000.00	1-Feb-24 HC1	<u>PAID</u>
6,415,000.00	\$320,000.00	\$6,095,000.00	1-Feb-25 HD9	
6,095,000.00	\$340,000.00	\$5,755,000.00	1-Feb-26 HE7	
5,755,000.00	\$355,000.00	\$5,400,000.00	1-Feb-27 HF4	
5,400,000.00	\$375,000.00	\$5,025,000.00	1-Feb-28 HG2	
5,025,000.00	\$390,000.00	\$4,635,000.00	1-Feb-29 HH0	
4,635,000.00	\$400,000.00	\$4,235,000.00	1-Feb-30 HJ6	
4,235,000.00	\$415,000.00	\$3,820,000.00	1-Feb-31 HK3	
3,820,000.00	\$430,000.00	\$3,390,000.00	1-Feb-32 HK3	
3,390,000.00	\$445,000.00	\$2,945,000.00	1-Feb-33 HK3	
2,945,000.00	\$455,000.00	\$2,490,000.00	1-Feb-34 HK3	
2,490,000.00	\$470,000.00	\$2,020,000.00	1-Feb-35 HK3	
2,020,000.00	\$480,000.00	\$1,540,000.00	1-Feb-36 HK3	
1,540,000.00	\$500,000.00	\$1,040,000.00	1-Feb-37 HK3	
1,040,000.00	\$510,000.00	\$530,000.00	1-Feb-38 HK3	
530,000.00	\$530,000.00	\$0.00	1-Feb-39 HM9	

# Bank Collateral

**FHL Bank Dallas**

**Irrevocable Standby Letter of Credit**

**LOC #10022048            \$42,500,000.00**

**Effective Date:            March 6, 2024**

**Expiration Date:          March 31, 2025**

Local Government Code Sec. 116.084. INADEQUATE SECURITY. If for any reason the county funds on deposit with the county depository exceed the amount of security pledged, the depository shall immediately pledge additional security with the commissioners court.

Acts 1987, 70th Leg., ch. 149, Sec. 1, eff. Sept. 1, 1987.